


PLAYER ANALYSIS

SCOUTING REPORT

MICHAŁ GURGUL





MICHAŁ GURGUL

Left-Back
Lech Poznań

- Position**
Left-Back
- Born in Poznań,**
30 January 2006
- 182 centimeters**
70 kilograms
- Preferred foot**
Left
- Capped**
with Poland (0)
- Agent**
BMG-SPORT
- Contract will expire on**
30 June 2028

YOUNG TOP PLAYER

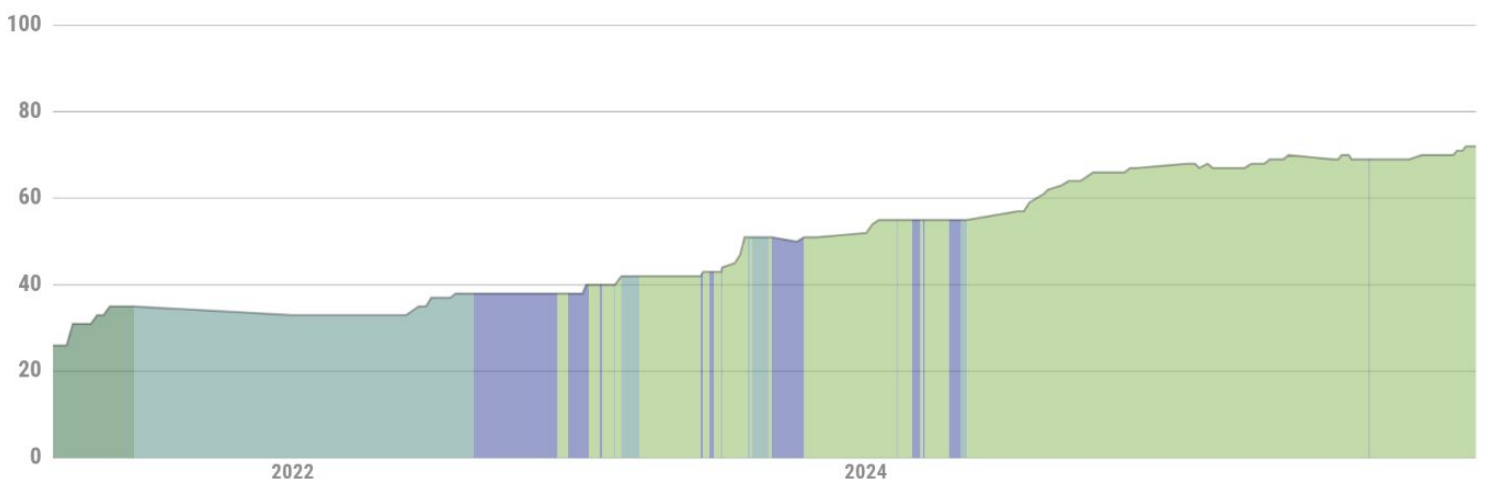


Stats 25/26 season



ELO Evolution

▲ **6** 6 months ago ▲ **7** 1 year ago ▲ **21** 2 years ago = Top. ELO



LEFT-BACK MICHAŁ GURGUL

ELO



POT

REAP

+/- ELO

75

85

1.95

7



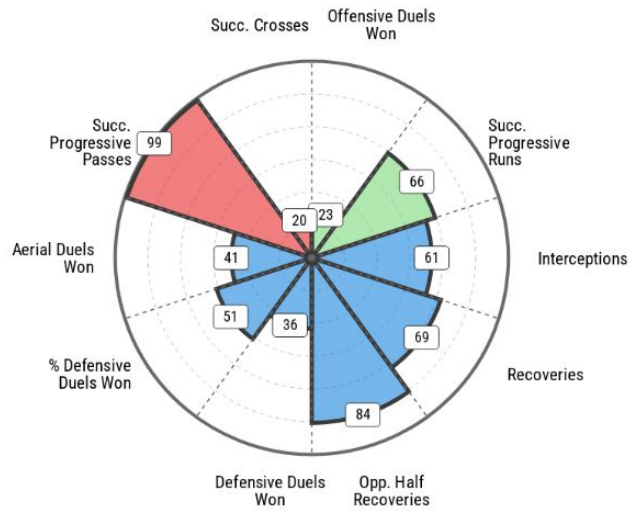
EKSTRAKLASA



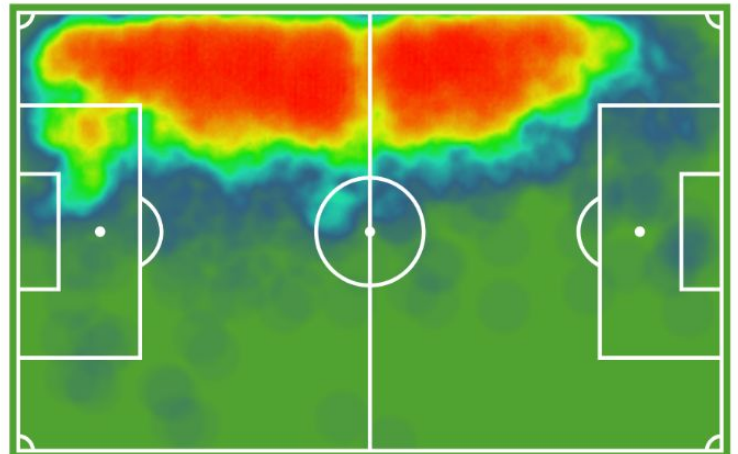
EKSTRAKLASA 25/26

MINUTES PLAYED	1000
CALLED UP	17
GAMES PLAYED	14
STARTS	11
YELLOW CARDS	1
ASSISTS	1

OVERALL PERFORMANCE



HEAT MAP



CROSSES



ATT. PASSES



PROGRESSIVE PASSES



PROGRESSIVE RUNS



AERIAL DUELS



DEFENSIVE DUELS



* PER 90 MINUTES STATS

** DONUT CHART LINKED TO % OF SUCCESS

CAREER ANALYSIS

PERFORMANCE EVOLUTION



MICHAŁ GURGUL



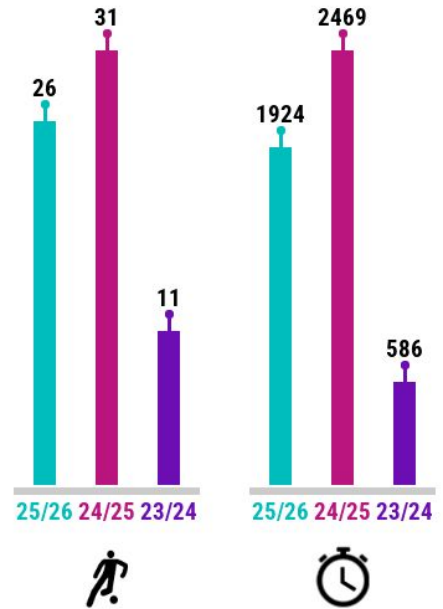
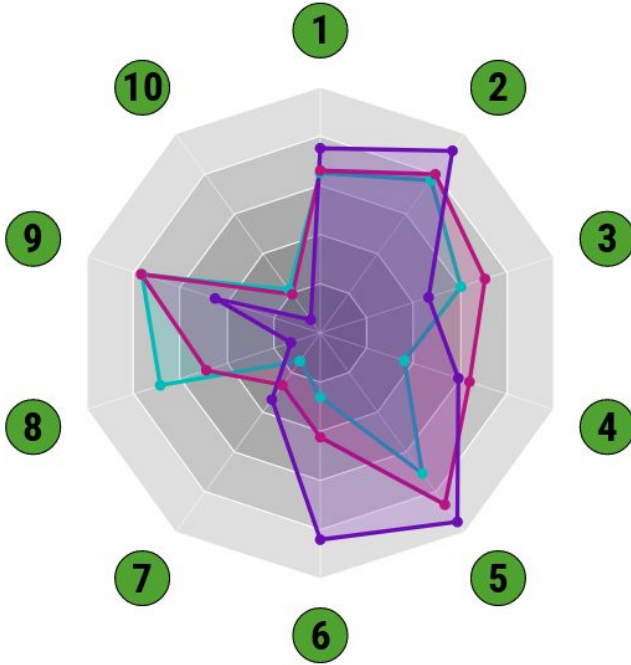
Left-Back
Lech Poznań

AGE
19

CMS
182

ELO
75

REAP
1.95



*Stats per 90

	1	2	3	4	5	6	7	8	9	10
	Interceptions	Recoveries	Opp. Half Recoveries	Defensive Duels Won	% Defensive Duels Won	Aerial Duels Won	Offensive Duels Won	Succ. Progressive Runs	Succ. Progressive Passes	Succ. Crosses
25/26	4.08	8.24	2.52	2.11	48.94	0.69	0.64	2.29	7.51	0.46
24/25	4.14	8.56	2.95	3.74	59.78	1.12	1.19	1.63	7.54	0.41
23/24	4.71	9.83	1.94	3.46	65.79	2.22	1.52	0.42	4.43	0.14

CAREER

Seas.	Club	GP	S	⊕	Min.	Seas.	Club	GP	S	⊕	Min.
25/26	Lech Poznań	25	20	0	1878	22/23	Lech Poznań	3	1	0	89
	Lech Poznań II	1	1	0	46		Lech Poznań II	7	7	0	630
24/25	Lech Poznań	31	28	0	2469		Lech Poznań U19	15	14	0	1231
23/24	Lech Poznań II	11	11	0	905	21/22	Lech Poznań U19	1	0	0	18
	Lech Poznań U19	4	4	0	360		KKS Lech Poznań U17	11	11	0	876
	Lech Poznań	11	7	1	586						

NATIONAL TEAM

Poland	0	0	0	0	Poland U18	5	3	0	287
Poland U21	8	8	0	686	Poland U17	11	6	0	636
Poland U19	8	7	1	583	Poland U16	6	3	0	323



MICHAŁ GURGUL



Left-Back
Lech Poznań

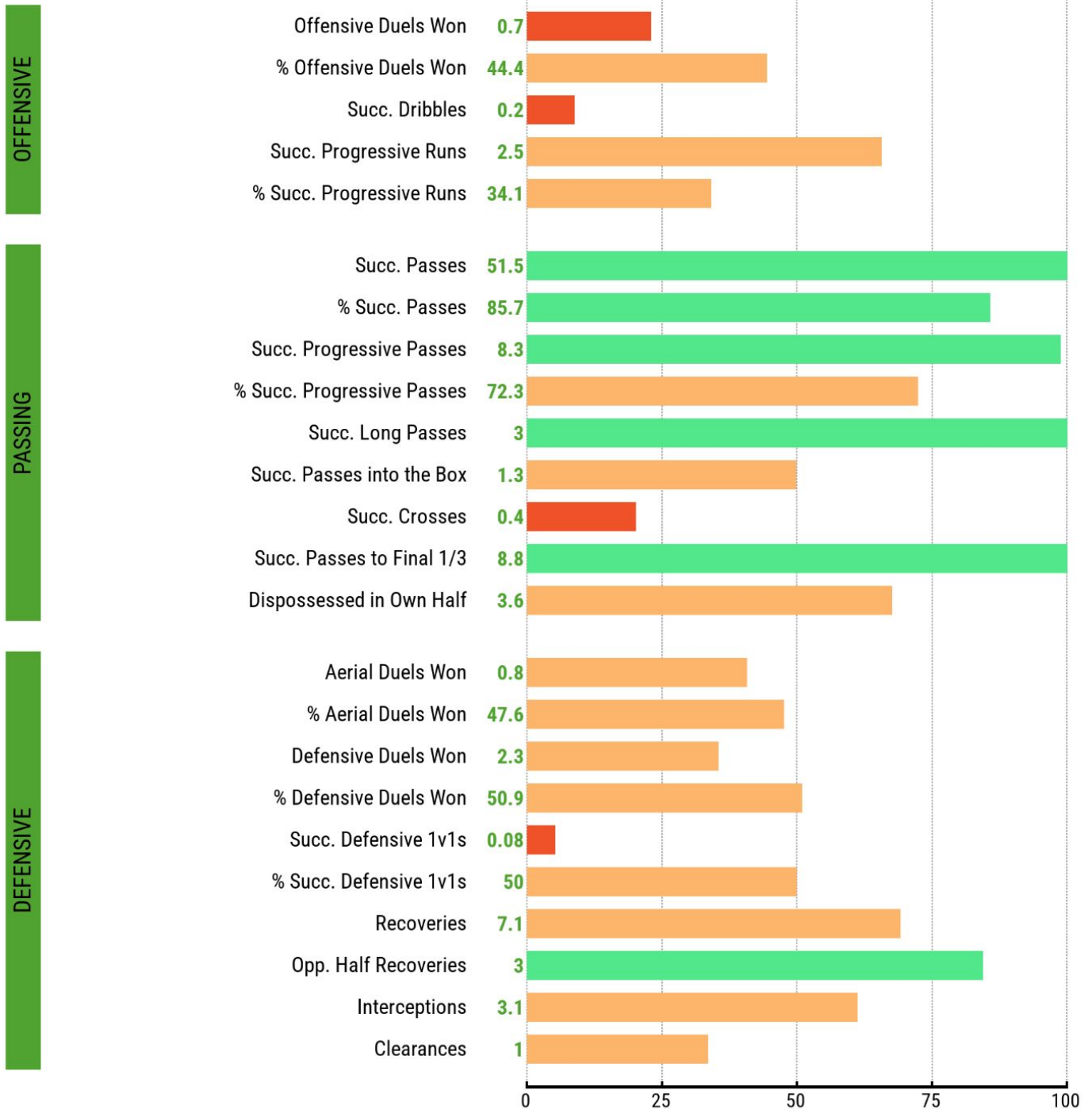
AGE
19

CMS
182

ELO
75

REAP
1.95

STATS PER 90'



Competitions: Ekstraklasa

CONTEXTUAL COMPARISON SCATTER PLOTS



MICHAŁ GURGUL



Left-Back
Lech Poznań

AGE
19

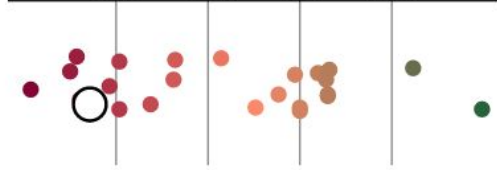
CMS
182

ELO
75

REAP
1.95

INTERCEPTIONS

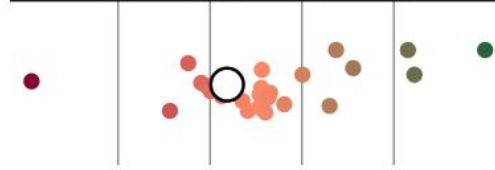
3.26 3.82 4.38 4.94



Best player: Leonardo Koutris

RECOVERIES

5.26 6.82 8.38 9.94



Best player: Zié Ouattara

OPP. HALF RECOVERIES

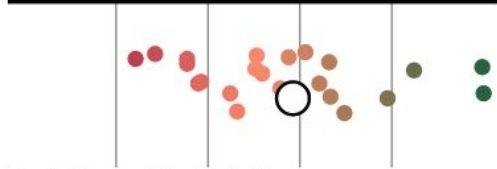
1.32 2.04 2.76 3.48



Best player: Arkadiusz Reca

COUNTER-PRESSING RECOVERIES

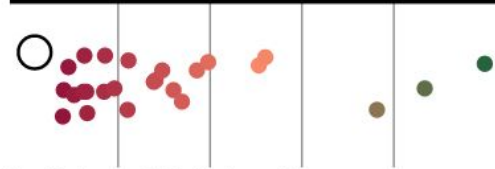
2.16 2.82 3.48 4.14



Best player: Filip Wojcik

DEFENSIVE DUELS WON

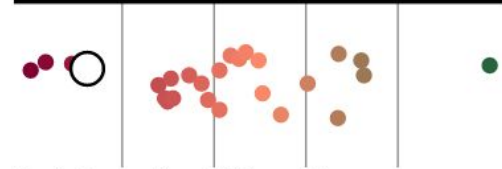
3.18 4.16 5.14 6.12



Best player: Filip Lubrecki

% DEFENSIVE DUELS WON

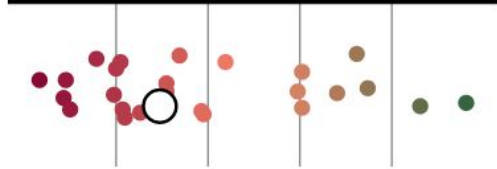
53 58.5 64 69.5



Best player: Pawel Olkowski

AERIAL DUELS WON

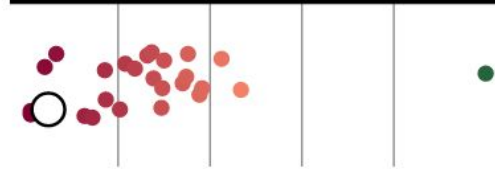
0.62 1.04 1.46 1.88



Best player: Pawel Wszolek

OFFENSIVE DUELS WON

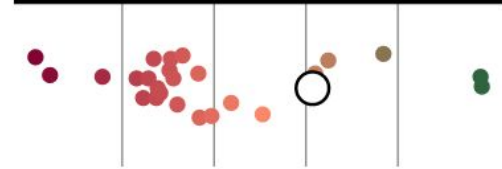
1.44 2.48 3.52 4.56



Best player: Rúben Vinagre

SUCC. PROGRESSIVE RUNS


1 1.7 2.4 3.1



Best player: Pawel Olkowski

SUCC. PROGRESSIVE PASSES

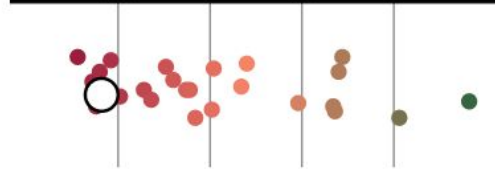
4.5 5.7 6.9 8.1



Best player: Joel Pereira

SUCC. CROSSES

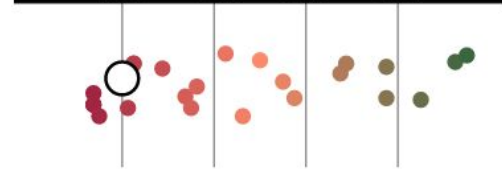
0.5 1 1.5 2



Best player: Rúben Vinagre

KEY PASSES

0.16 0.32 0.48 0.64



Best player: Zié Ouattara

*Samples: Ekstraklasa // LB,RB

CONTEXTUAL COMPARISON RADAR CHART



MICHAŁ GURGUL



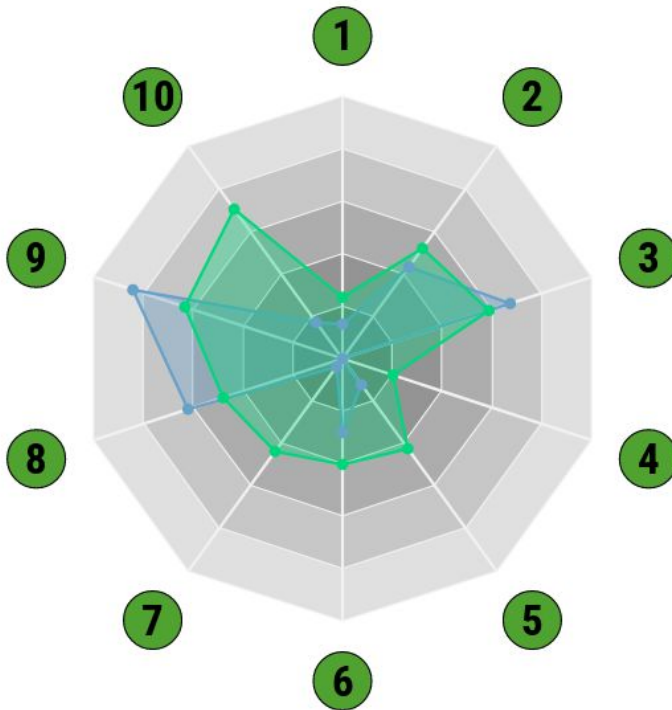
Left-Back
Lech Poznań

AGE
19

CMS
182

ELO
75

REAP
1.95



1	2	3	4	5	6	7	8	9	10
Interceptions	Recoveries	Opp. Half Recoveries	Defensive Duels Won	% Defensive Duels Won	Aerial Duels Won	Offensive Duels Won	Succ. Progressive Runs	Succ. Progressive Passes	Succ. Crosses
3.1	7.11	3.02	2.29	50.91	0.82	0.65	2.45	8.33	0.41
3.38	7.78	2.72	3.26	59.17	1.06	2.7	1.97	7.09	1.69

Michał Gurgul 's Ekstraklasa Per 90' Stats
Compared to same position players in the TOP 5 in Ekstraklasa
Season player: 2025/2026 // Season sample: 2025/2026

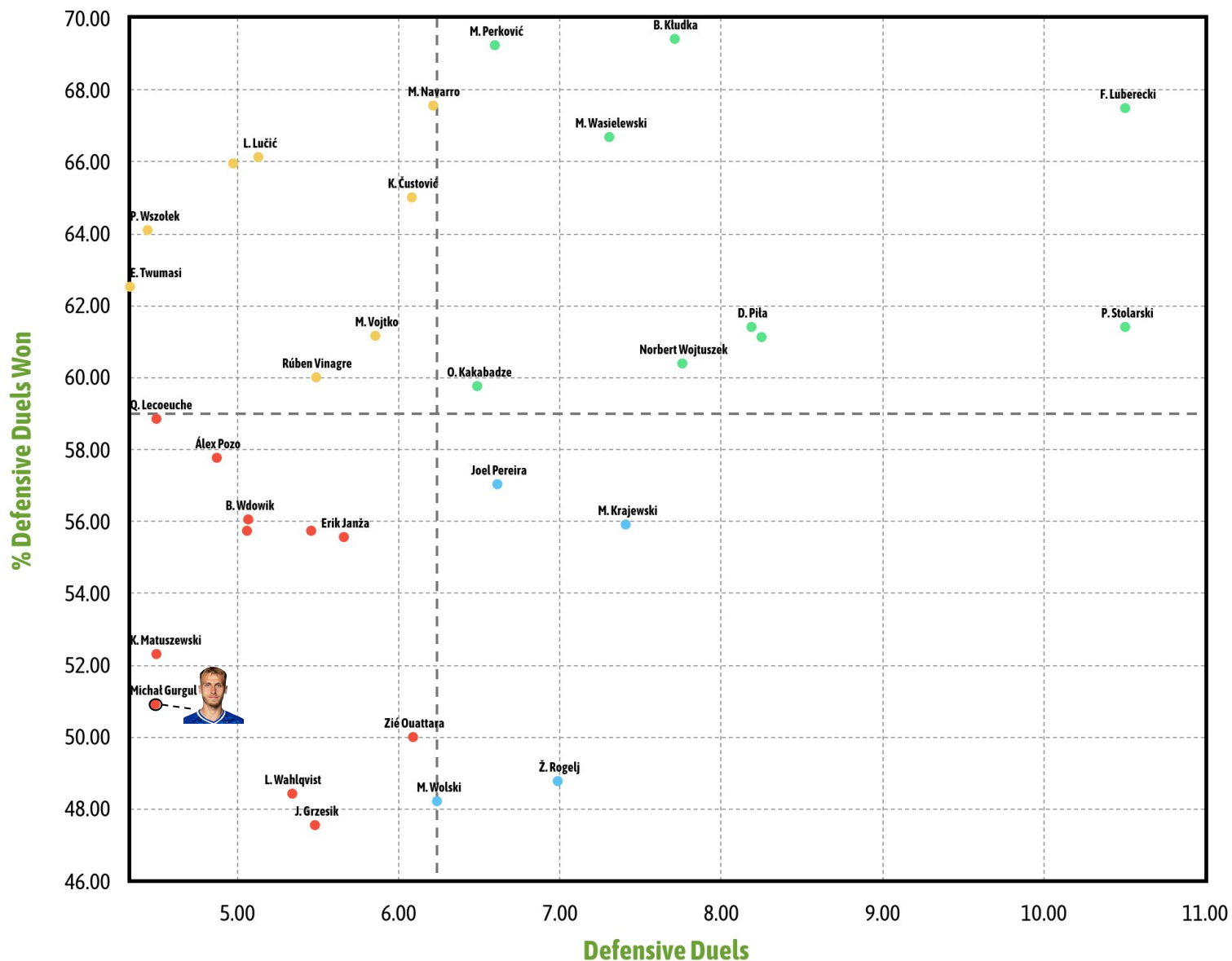


DEFENSIVE DUELS

DEFENSIVE DUELS VS % DEFENSIVE DUELS WON

Competitions: Ekstraklasa. 2025/2026 Season.

* Full-backs with + 800 minutes played. Per 90 minutes stats, as long as they are greater than 0



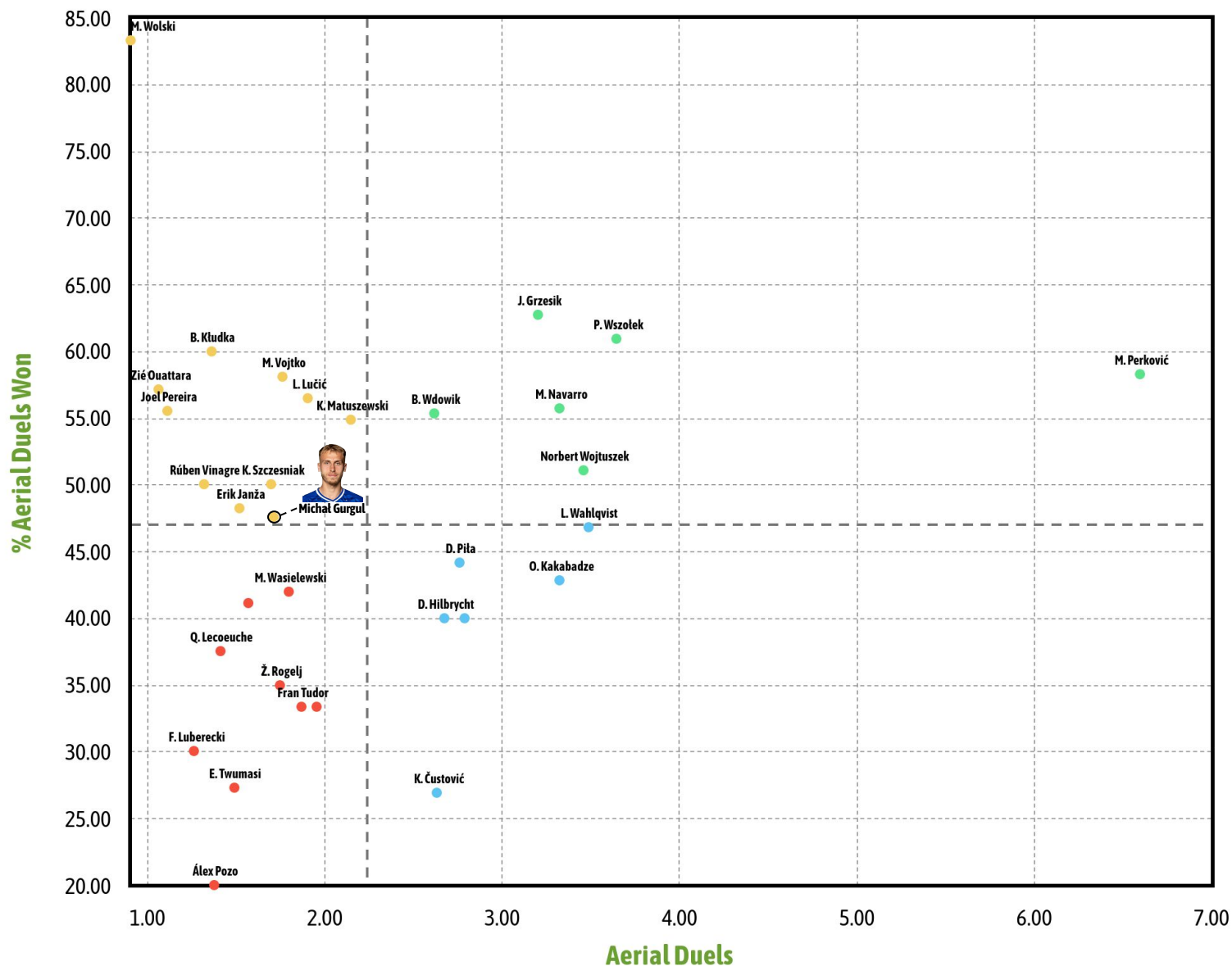


AERIAL DOMINANCE

AERIAL DUELS VS % AERIAL DUELS WON

Competitions: Ekstraklasa. 2025/2026 Season.

* Full-backs with + 800 minutes played. Per 90 minutes stats, as long as they are greater than 0



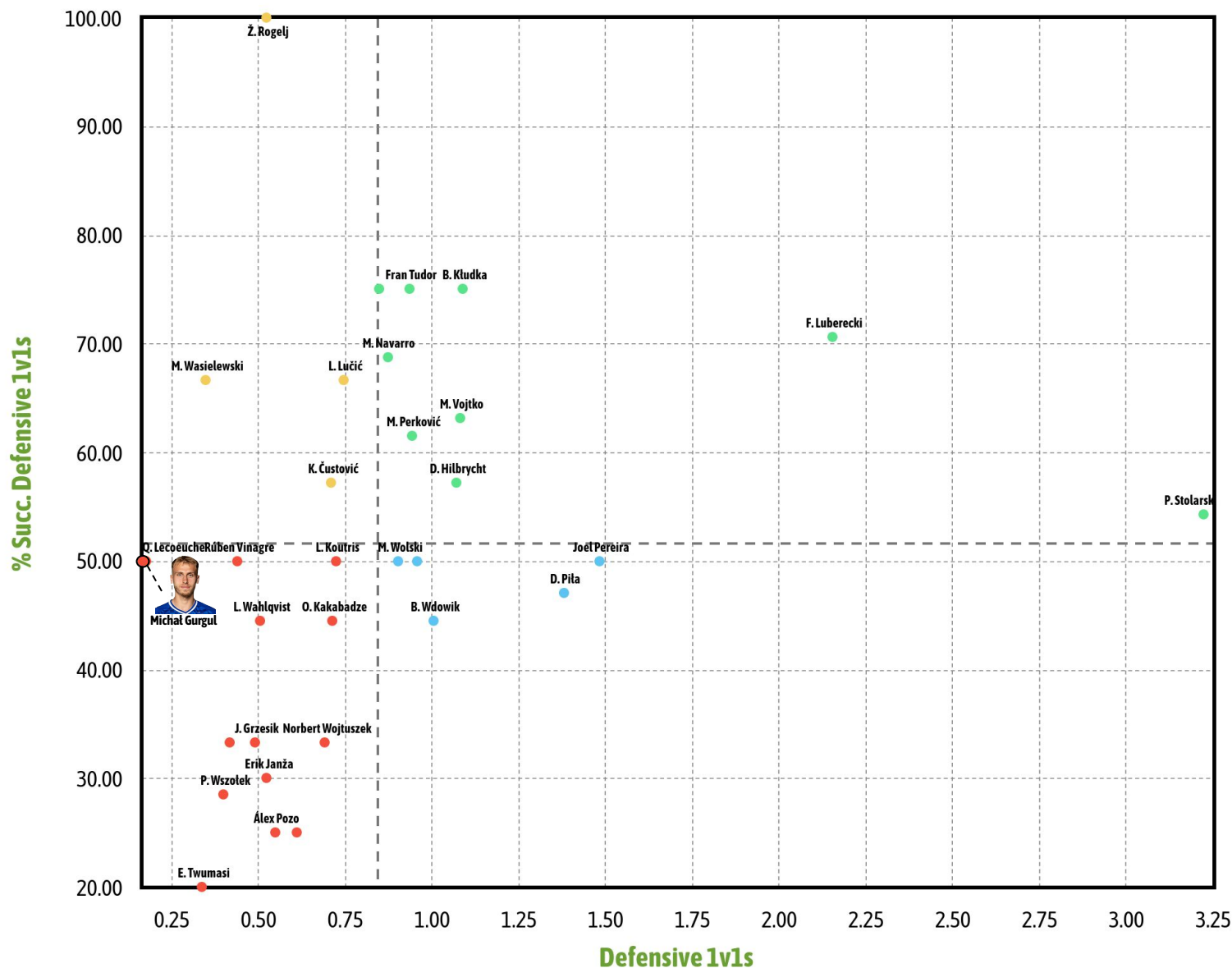


DEFENSIVE 1v1s

DEFENSIVE 1V1S VS % SUCC. DEFENSIVE 1V1S

Competitions: Ekstraklasa. 2025/2026 Season.

* Full-backs with + 800 minutes played. Per 90 minutes stats, as long as they are greater than 0



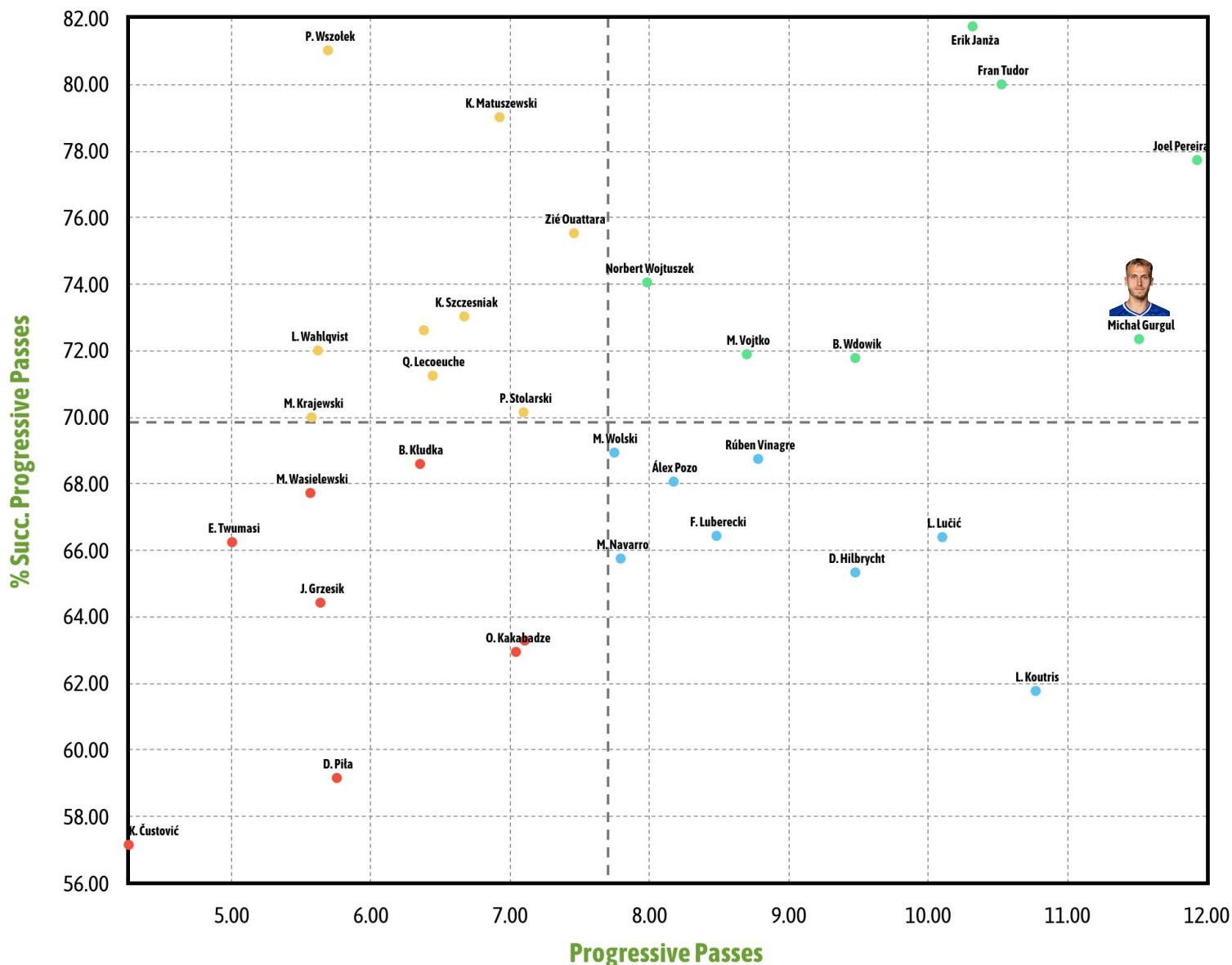


PROGRESSIVE PASSING

PROGRESSIVE PASSES VS % SUCC. PROGRESSIVE PASSES

Competitions: Ekstraklasa. 2025/2026 Season.

* Full-backs with + 800 minutes played. Per 90 minutes stats, as long as they are greater than 0



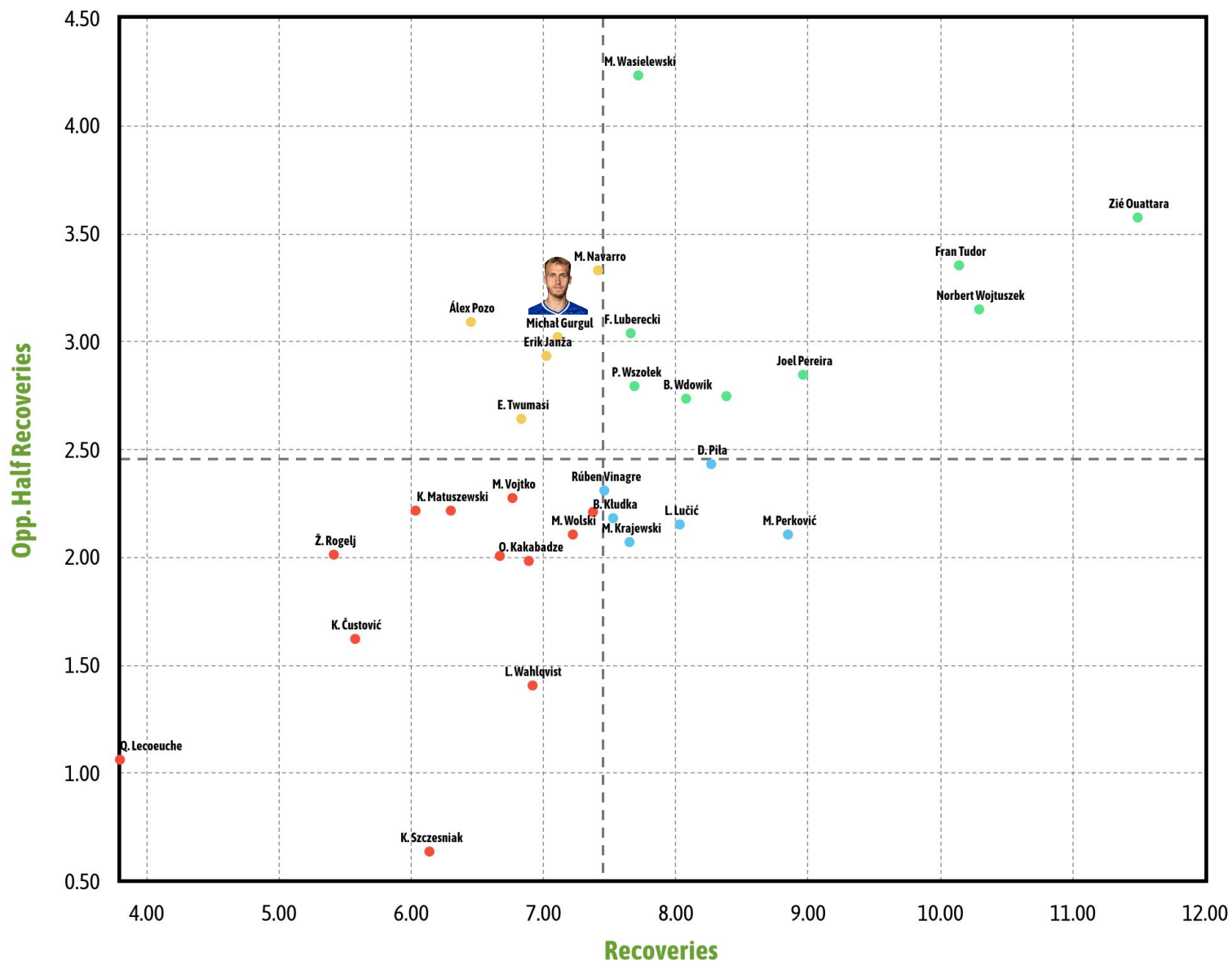


BALL RECOVERY

RECOVERIES VS OPP. HALF RECOVERIES

Competitions: Ekstraklasa. 2025/2026 Season.

* Full-backs with + 800 minutes played. Per 90 minutes stats, as long as they are greater than 0



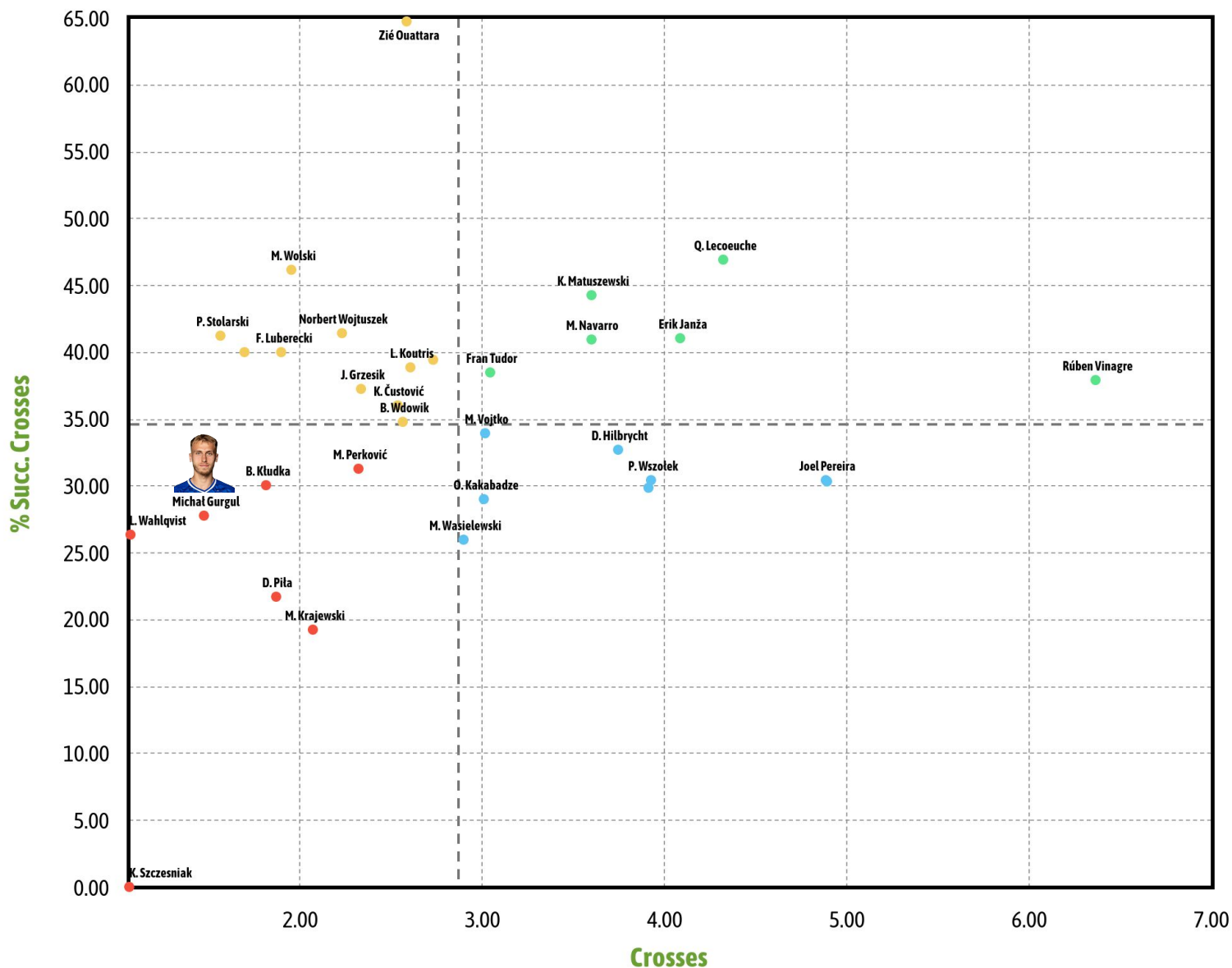


CROSSING

CROSSES VS % SUCC. CROSSES

Competitions: Ekstraklasa. 2025/2026 Season.

* Full-backs with + 800 minutes played. Per 90 minutes stats, as long as they are greater than 0



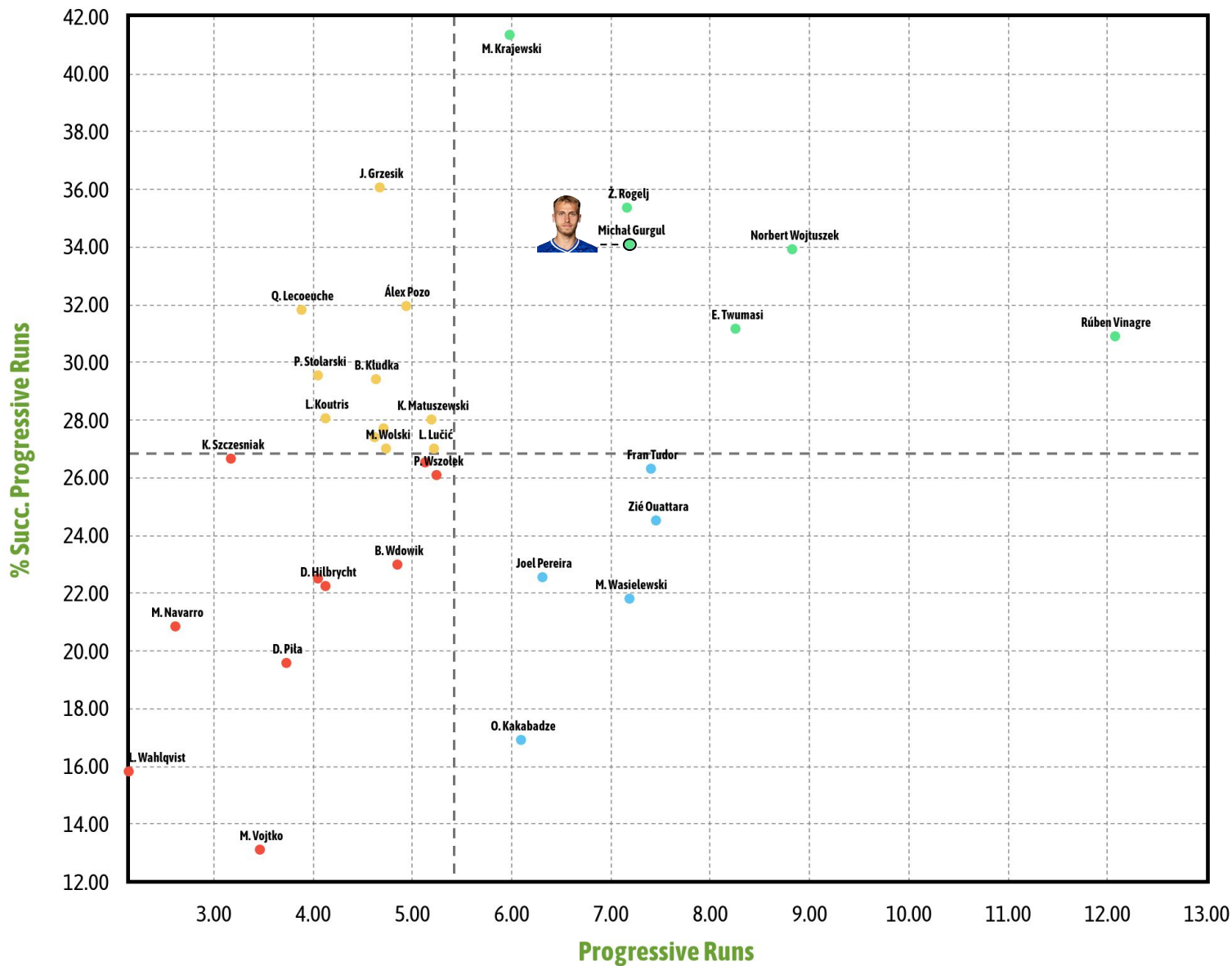


BALL CARRIES

PROGRESSIVE RUNS VS % SUCC. PROGRESSIVE RUNS

Competitions: Ekstraklasa. 2025/2026 Season.

* Full-backs with + 800 minutes played. Per 90 minutes stats, as long as they are greater than 0



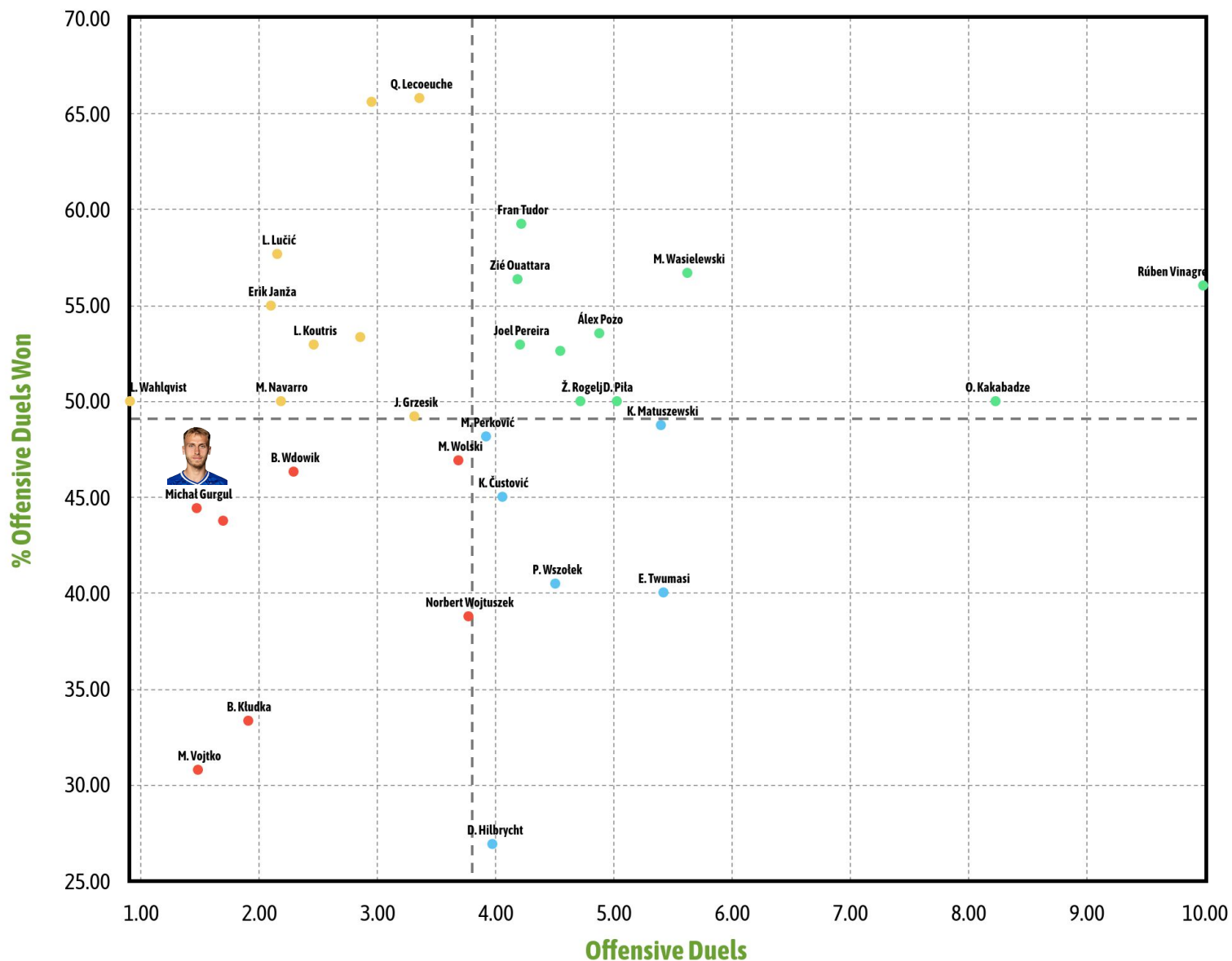


OFFENSIVE DUELS

OFFENSIVE DUELS VS % OFFENSIVE DUELS WON

Competitions: Ekstraklasa. 2025/2026 Season.

* Full-backs with + 800 minutes played. Per 90 minutes stats, as long as they are greater than 0



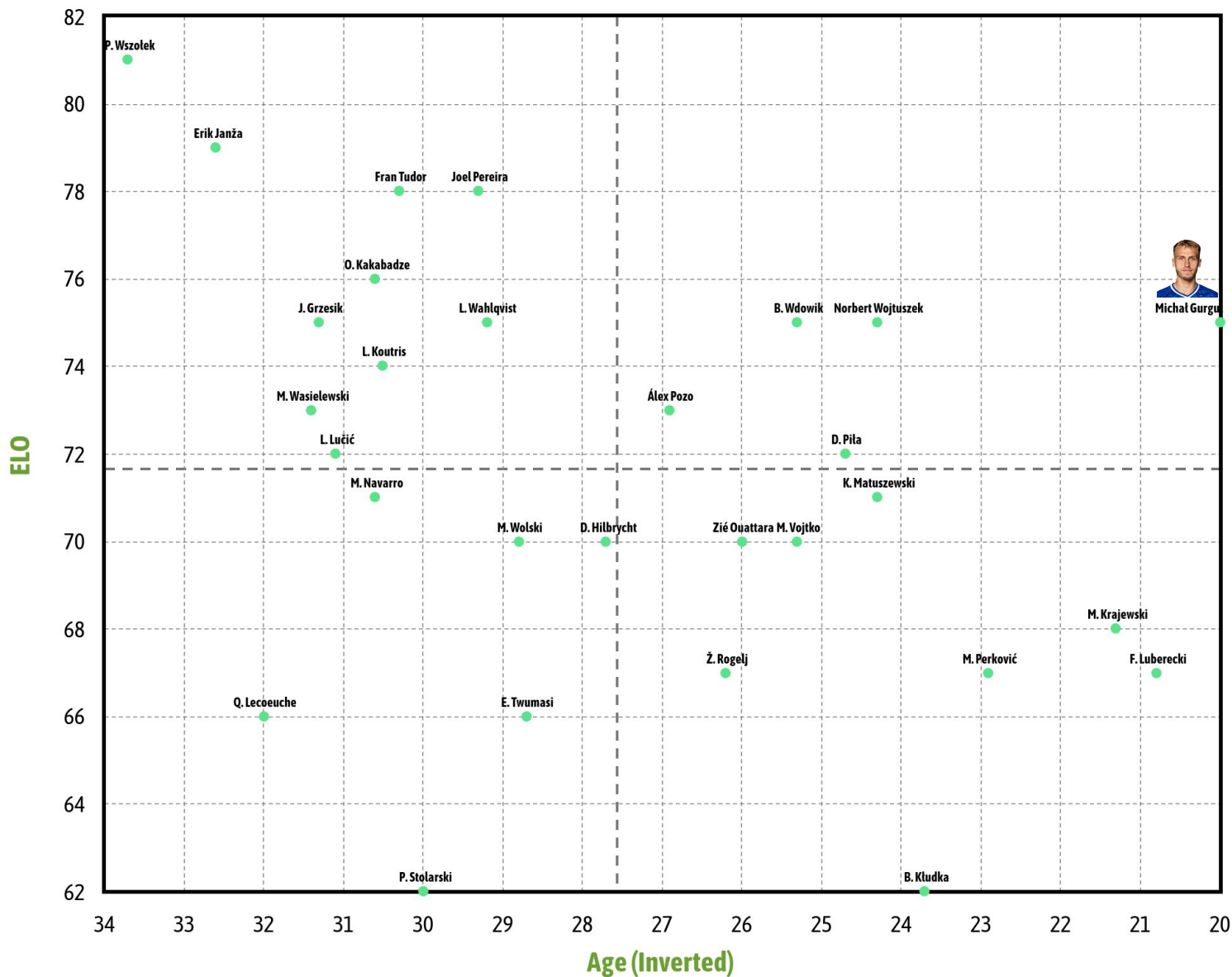


AGE vs ELO

AGE VS ELO

Competitions: Ekstraklasa. 2025/2026 Season.

* Full-backs with + 800 minutes played. Per 90 minutes stats, as long as they are greater than 0



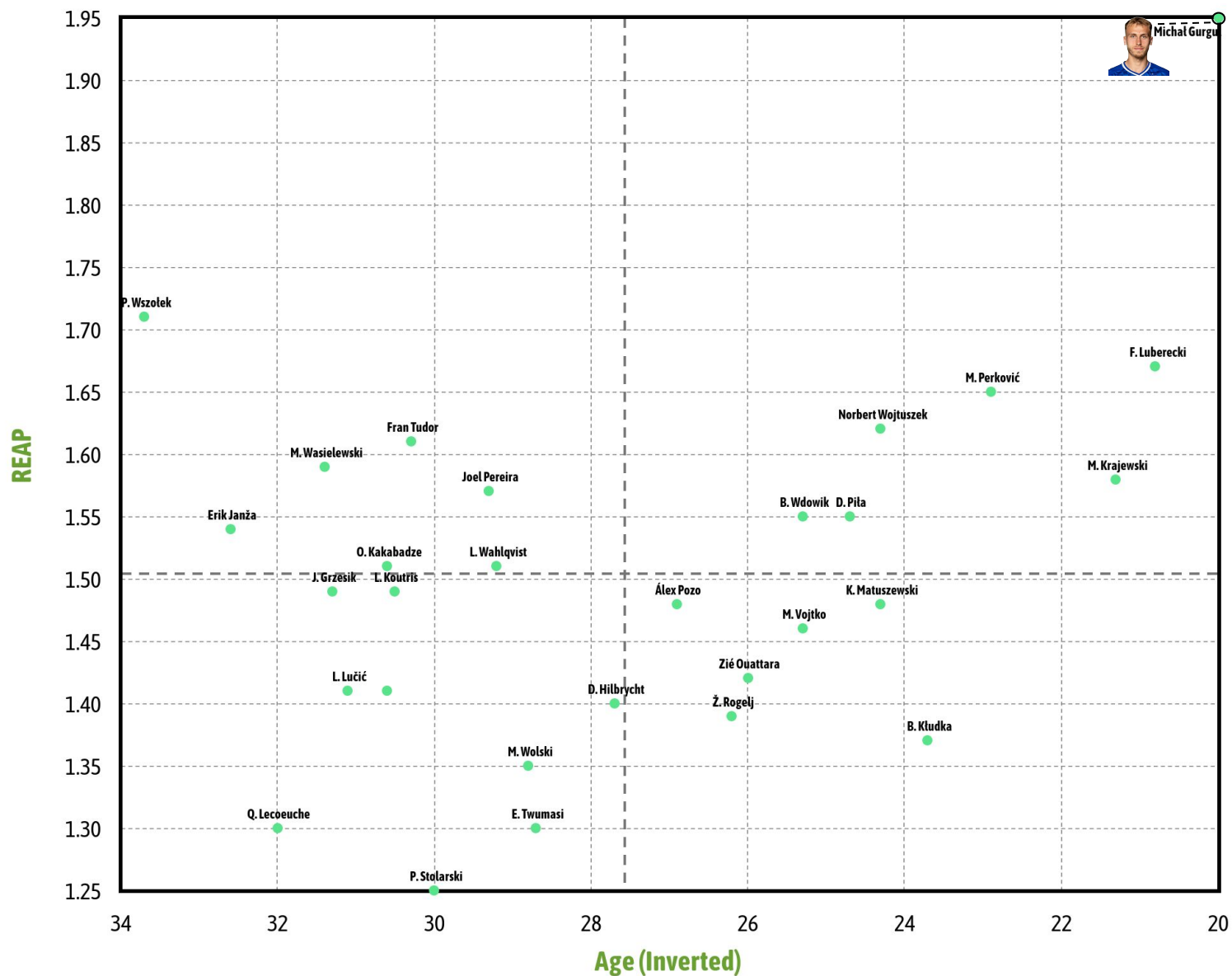


AGE vs REAP

AGE VS REAP

Competitions: Ekstraklasa. 2025/2026 Season.

* Full-backs with + 800 minutes played. Per 90 minutes stats, as long as they are greater than 0





AGE RANGE	ELO	DESCRIPTION
<=18 years old	>=80	Youth World Star
	60-79	Wonderkid
	40-59	Great Prospect
	>40	Yet to Discover
19-24 years old	>=80	Youth World Star
	70 - 79	Young Top Player
	65 - 69	1st Level Young Player
	50 - 64	2nd Level Young Player
	40 - 49	3rd Level Young Player
	<40	Little Relevance Young Player
>24 years old	>=90	World Star
	80 - 89	Top Player
	75 - 79	1st Level Player
	65 - 74	2nd Level Player
	45 - 64	3rd Level Player
	<45	Little Relevance Player



ELO

What is the ELO?
It is the value that determines the level of a player. It is calculated taking into account diverse variables: match difficulty, opponents, competitions, impact in high pressure moments, goals and decisive assists, states of form...

REAP

What is the REAP?
It is a value that compares the performance of the player with others like him/her (players of similar age, position and leagues). We thus find out the profiles that are above average than what is expected of a determined player at a specific age.

Market Value

What is the Market Value?
It is a mechanism that determines the value of a player in financial terms but after combining relative factors to sporting performance, transfer possibilities, good health/absence of injuries and business generation with sponsorship contracts.

Potential

What is the Potential?
It is an estimation of the maximum ELO possible that a player can reach according to his/her particular performance in a precise moment of his/her career, and the years left that the player in question has ahead of him/her.



FOOTBALL TURNED INTO STATS
the stats tool

